

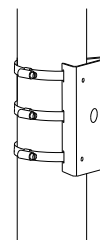
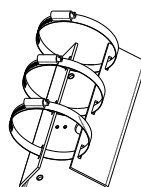
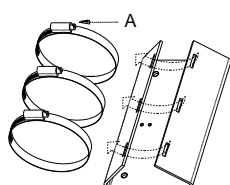
- For pole mounting
- The clasp is made of stainless steel
- Mounting board is made of aluminum die-casting alloy

Parameter:

Model	1275ZJ
Parameter	Vertical Pole Mount Bracket
Appearance	Hikvision White
Range of Application	It can be used with some wall mount bracket Diameter of clamp: Φ67mm-127mm
Material	Aluminum Alloy Q195
Dimension	127×46×250mm
Weight	1345g

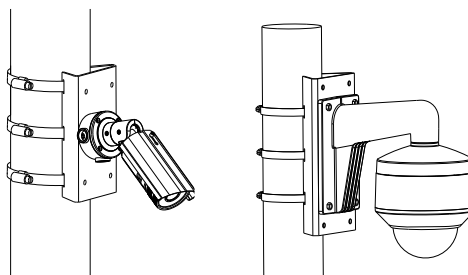
- The site of screw hole should be noticed when using with wall mount bracket
- Load capacity of pole should be more than 3 times the weight of camera and bracket
- Load capacity of clamp is 10KG

- ① Contrarotate the rotary knob and open the clamp
- ② Thread the clamp through the hole of mounting board
- ③ Clasp the clamp around the pole and rotate the rotary knob clockwise for tightening



A: Rotary knob

This bracket can be used with some wall mount bracket to realize vertical pole mount, which is as followed:



Note: The actual bracket may vary from the picture above.